



---

# 2021

## WEEKLY UPDATE

**TO: HONORABLE MAYOR AND CITY COUNCIL**  
**FROM: JUSTIN MILLER, CITY ADMINISTRATOR**  
**DATE: AUGUST 20, 2021**

**“Beware so long as you live, of judging people by appearances.” – La Fontaine**

### **PUBLIC WORKS**

---

#### Streets, Fleets, Constructions Services and Utilities

- Streets is patching street surface failures and potholes east of Holyoke, making repairs to storm sewer manholes throughout the system, and performed cement grinding on off-set joints to the sidewalks at City Hall.
- Fleet continues to perform DOT inspections and maintenance on equipment due in August.
- The WTP production is averaging 18.11 million gallons per day in this week. Utility Staff has been out enforcing the irrigation ordinance.
- Utility staff is working on the annual sanitary sewer cleaning and televising.

#### Environmental Resources/Forestry

- Final restoration has been completed for Phase 2 of the Middle Creek Restoration at Highview project. This project restored over a mile of stream in the Pinnacle Reserve Development using \$430,000 in grant funding through a partnership with the Vermillion River Watershed Joint Powers Organization.
- Environmental Staff presented at the Lake Marion Lake Association Annual Picnic with the City's lake consultant, Blue Water Science. Topics included: aquatic invasive species vegetation growth and subsequent treatment, impacts of zebra mussel presence in Lake Marion, watercraft inspections conducted on the lake and invasive terrestrial vegetation management around the lake.
- The Minnesota Pollution Control Agency has placed the City's Stormwater Pollution Prevention Program (SWPPP) Document for coverage under the 2020 Small Municipal Separate Storm Sewer Systems (MS4) General Permit (MNR040000) on a 30-day public notice comment period. Documents pertaining to the City's SWPPP can be found on the City's website, [here](#).
- Phase 1 of the Middle Creek Restoration project received it's first round of vegetative maintenance this week by Resource Ecological Services. The developer also had a contractor mowing the ponds and outlot areas as well. This will be a huge visual difference for residents at Pinnacle Reserve, and the management will help the native vegetation establish to keep the restoration stabilized.

- The Valley Lake Pollinator gardens received spot mowing and spraying by Landbridge Ecological this week. Despite the hot weather and lack of rain, staff have been able to keep the garden growing with once weekly watering. This has helped the vegetation establishment and the garden is on track for continued success next year.
- A new Japanese knotweed patch was found recently when conducting a wetland delineation review. Staff is working with the landowner to conduct management on the stand so that this highly destructive noxious weed doesn't spread to surrounding properties. This is the third known location of Japanese knotweed in the city.
- The city's GreenCorps member wrapped up her 11- month service with the City of Lakeville. Some highlights of her service include creating two EAB educational banners that have been rotated around city buildings and liquor stores over the last several months, creating an Arbor Day story walk in Casperson Park, assisting with the tree sale program, planting/staking numerous trees in parks, creating/ordering and placing yellow bands around protected park ash trees to promote the ash injection (EAB prevention) program, and reaching out to more than 2,000 private property owners and about 100 businesses with ash trees with resources on how to prepare for EAB on their property.
- The city forester applied for an \$85,000 EAB grant with the MN DNR and is participating in interviews for a Forestry Corps member (Americorps member) to serve 11 months with the city (similar to the GreenCorps program).
- Staff met with nine residents related to Dutch elm and oak wilt code enforcement and completed contractor rechecks on city property.

## **PARKS AND RECREATION**

---

### Park Administration and Maintenance

- The Bunker Hill Pickleball Courts have opened for play. Players started using the courts on opening day and initial feedback from users has been very positive. The contractor has a few punch list items to complete as products become available such as fence slatting, fence gates and the shade structure.
- The Greenridge playground replacement project was completed and opened to the public. Many children and families came out to play on the new equipment. Staff will complete the restoration and seeding around the playground. The basketball court and trail are planned for replacement later this fall.
- Staff met with the landscape architect/consultant to discuss master plan concepts for Pinnacle Reserve Park. This new park is scheduled for construction in 2022 and is located west of Highview Avenue and north of 185<sup>th</sup> Street.
- Staff assisted the Arts Center with concrete installation for new art displays at the front entrance of the building.
- Preparations for the Taste of Lakeville event were completed by staff, additional tasks will be completed before the event next week.
- The STS group spread woodchips on conservation trails at Cherryview and Zweber Woods conservation areas.

### Recreation and Heritage Center

- The Fall brochure hits resident mailboxes this Saturday, August 22. The brochure is already available online via the City's [website](#).

- Most of our summer programs have wrapped up for the season. It was a very successful summer with approximately 3,248 enrollees and estimated revenue of \$234,719.
- Late summer and Fall outdoor leagues have started:
  - Bocce – 4 teams
  - Softball – 14 teams
  - Men’s Doubles Sand Volleyball – 4 teams
- The [September/October Heritage Happenings](#) was mailed this week. Highlights include a presentation on Mount Rushmore, Health Insurance Counseling, Science Discussion group and a high school photo challenge.

#### Arts Center

- This week’s classes included youth painting and drawing, five sessions of instructional pottery, Art on the Lawn and Art in the Park.
- Fall program registrations continue online and through the office. The most popular programs are filling quickly, don’t wait to register.
- LAAC Staff and Parks Staff installed the concrete footings for the two commissioned sculptures.
- [Shrek the Musical](#) opens on August 19 and runs through August 22. Thursday and Sunday are already sold out. Tickets do remain for Friday and Saturday.
- Tickets for the 2021-2022 season continue to sell quickly. New performances are also being added, including a production by Twin Cities Home Schoolers for the Arts and their new production of Anne of Green Gables – The Musical opening in October.

### COMMUNICATIONS

---

- Sun Thisweek: features a few programs from the Fall Parks & Recreation and Arts Center brochure which will arrive in mailboxes around August 21, Taste of Lakeville on August 25 and the AmeriCorp Community Forestry Corp position.
- Work has started for the new “Giving back to Lakeville” wall at the Keokuk store. We will feature projects that are paid for by proceeds of Lakeville Liquors throughout the Community. We will see draft designs next week.
- Media productions:
  - [Focus on Lakeville](#) (every Friday a new episode)
  - Time-lapse Keokuk Store Outside: [May 1 to August 16](#)
  - NEW! Time-lapse [Keokuk Store Inside](#)
  - Lakeville City Council: [August 16](#)
  - Lakeville City Council [Wrap-Up](#)
  - Learn with Lakeville Liquors: [Tequila](#)
  - Lakeville History Moment: [Silas Scofield Family](#)

#### Reminders:

##### Meetings of the Council

- August 23, 2021                      Work Session                                      6:30 pm
- August 30, 2021                      Commission Interviews                      5:00 pm
- September 7, 2021                      Regular Meeting                                      6:30 pm

Informational Attachments:

- Police Department Weekly Report
- Fire Department Weekly Report
- Lakeville Liquors Weekly Report
- 2020 Census Announcement
- SPAAR July Local Market Update



# Lakeville Police Department Update

Sunday, August 08 – Saturday, August 14, 2021

682 Calls for Services



115 TRAFFIC STOPS



43 SUSPICIOUS ACTIVITY



6 DOMESTICS



22 AUTO ACCIDENTS



28 THEFTS



5 CRISIS MENTAL HEALTH  
12 WELFARE CHECKS



21 ALARM BURGLAR  
5 FIRE ALARM



6 FRAUD



18 ANIMAL CALLS



0 BURGLARY



45 MEDICALS



3 VANDALISM/DAMAGE  
PROPERTY



1 DRUG ACTIVIITY



6 CHILD PROTECTION



12 DISTURBANCES



5 DRUNKENNESS



4 MISSING PERSON



0 SHOPLIFTING



## Lakeville Police Department Update Sunday, August 08 – Saturday, August 14, 2021

### Weekly Review

Please note, if you have reviewed our Calls for Services, you'll see the Weekly Review doesn't include a comprehensive list of calls to which LPD responded. Incidents included here are based on severity, impact on public safety or other factors.

- Officers responded to a Traffic Accident at Kenrick Avenue and 162<sup>nd</sup> Street West. One driver failed to yield at a blinking yellow arrow and turned into oncoming traffic, causing a collision. Both drivers were transported with non-critical injuries.
- Officers responded to a single Motorcycle Accident near the intersection of 175<sup>th</sup> Street and Gettysburg Way. A 34-year-old male was found with head trauma. He was stabilized and transported by medics for care.
- Theft from Vehicle was reported at 16XXX Hudson Avenue. The garage door was left open, with the unlocked vehicle inside.
- Theft was reported from 20XXX Kenrick Avenue. A 37-year-old male met a female suspect and spent some time with her. He woke the next day to find her, and \$480 of his money, missing.
- A construction site Theft was reported at 18XXX Harlow Path. Equipment valued at \$5K was stolen.
- Responding to a Driving Complaint, Patrol arrested a 29-year-old female for DWI. She was extremely intoxicated, testing a .25 BAC.
- Theft of a utility trailer was reported at 10XXX Upper 205<sup>th</sup> Street West.
- A zero-turn lawnmower was reported stolen from 8XXX 160<sup>th</sup> Street West.
- Patrol responded to assist a victim who borrowed his car for an hour-and-a-half, only to have it still gone after several days.
- Theft of six (6) catalytic converters was reported at 21XXX Hamburg Avenue.
- A "crabby" thief was located at 20XXX Heritage Drive, after he attempted to steal crab legs valued over \$125.00.



Lakeville Fire Department Update  
Monday, August 9 – Sunday, August 15  
67 Calls for Service



FIRES  
6



VEHICLE ACCIDENT  
3



MEDICAL  
38



HAZARDOUS  
CONDITIONS  
4



FIRE ALARMS  
5



GOOD INTENT  
11



FIRE PREVENTION  
3



INSPECTIONS  
27



SERVICE CALLS  
0



# August 15 – August 21, 2021 Weekly Summary

August 1 - 16 Sales Summary						2020%	2019%
Heritage	\$309,253	2020	\$309,254	2019	\$263,503	FLAT	Up 17.4%
Galaxie	\$286,643	2020	\$288,581	2019	\$263,268	FLAT	Up 8.9%
Kenrick	\$228,717	2020	\$230,367	2019	\$244,625	FLAT	Down 6.5%
Combined	\$824,614	2020	\$828,205	2019	\$771,395	FLAT	Up 6.9%
August 1 - 16 Customer Count						2020%	2019%
Heritage	10,587	2020	9,927	2019	10,278	Up 6.6%	Up 3.0%
Galaxie	10,245	2020	9,875	2019	10,818	Up 3.7%	Down 5.3%
Kenrick	8,137	2020	7,975	2019	10,071	Up 2.0%	Down 19.2%
Combined	28,969	2020	27,777	2019	31,167	Up 4.3%	Down 7.0%
August 1 – 16 Sales Per Transaction						2020%	2019%
Heritage	\$29.22	2020	\$31.16	2019	\$25.64	Down 6.2%	Up 14.0%
Galaxie	\$27.98	2020	\$29.22	2019	\$24.34	Down 4.2%	Up 14.9%
Kenrick	\$28.12	2020	\$28.89	2019	\$24.29	Down 2.7%	Up 15.8%
Combined	\$28.47	2020	\$29.82	2019	\$24.75	Down 4.5%	Up 15.0%

In August of 2020 we were open limited hours.

In one week, we made up the ground we lost in the first week of the month. Fantastic job!

We have a few events that will hopefully bolster sales in the next couple of weeks. Our commemorative Taste of Lakeville Woodford Reserve bottle pre-order was a huge success, totaling over 60 pre-orders! These will be ready to be picked up next week. Taste of Lakeville is next week on Wednesday, August 25 from 5 p.m. – 9 p.m. at the Lakeville Area Arts Center. [Tickets can be purchased online.](#)



Also, on Saturday, August 28 we will be handing out free hot dogs from 11:30 a.m. - 1:30 p.m. at our Galaxie location. There will be a beer tasting and our Lakeville Firefighters will be visiting to promote our August fundraiser. Come out and enjoy the day!



# August 15 – August 21, 2021

## Weekly Summary Continued...



### August Fundraiser

Here are the totals so far this month:

**Heritage:** \$5,266

**Galaxie:** \$4,506

**Kenrick:** \$3,056

**Combined Total:** \$12,830

### Staff Update

We are hiring for part-time help at all four locations. If you know anyone looking for a part-time job, let them know we are hiring. Our job applications can be found at [lakevillemn.gov](http://lakevillemn.gov).

Interviews for the Keokuk Assistant Manager are continuing this week. Second-round interviews will be held next week.

Please congratulate Cindy Daniels on her promotion to lead at Keokuk. Cindy will be training at the Kenrick location until Keokuk opens. Congratulations Cindy!

Please congratulate Jamie Schultz on her promotion to lead at Kenrick. Jamie will begin training immediately. Congratulations Jamie!



### Keokuk Update

We have named our event space at the new Keokuk location \*drum roll\*... The Emporium Room! We look forward to hosting many fun events here! We are deep into planning a week of celebratory events for Keokuk's Grand Opening and hope to share with everyone in the next couple weeks.


*"If I have seen further than others, it is by standing on the shoulders of giants." -Isaac Newton*



# Product Breakout

## Frenchie Cocktail

These canned cocktails from local Vikre Distillery (Duluth) are crafted as a love letter to the French 75, one of Emily Vikre’s favorite classic cocktails. Frenchie combines Vikre’s Boreal Juniper Gin with sustainably certified rosé, a gentle floral liqueur, lemon juice and bubbles. 12.5% ABV



## Four Roses Small Batch Select



Master Distiller, Brent Elliott selected and mingled six of Four Roses’ 10 bourbon recipes, each aged a minimum of six years, to handcraft Small Batch Select. This non-chill filtered and 104 proof bourbon is the newest permanent product line extension with truly unique flavor characteristics. 52% ABV

## Downeast Cider Pumpkin Blend

There is nothing basic about this seasonal blend of apples, pumpkins and chai. It’s apple picking. It’s a pumpkin patch. It’s fall in a can and it’s available for a limited time only! 12oz 4 pack/cans 5.1% ABV



# City of Lakeville

## Summary of 2020 Census Redistricting Data

Released August 12, 2021



The U.S. Census Bureau has released housing and population counts from the 2020 Census, a complete enumeration of the population as of April 1, 2020. Table 1 provides basic counts of housing units, households, and population for the City of Lakeville.

**Table 1: Counts of housing units, households, and population**

	Housing units	Households	Total population	Population in households	Persons per household	Population in group quarters
<b>2020 Census</b>	<b>23,971</b>	<b>23,265</b>	<b>69,490</b>	<b>69,329</b>	<b>2.98</b>	<b>161</b>
<b>2010 Census</b>	19,456	18,683	55,954	55,908	2.99	46
<b>Change, 2010-2020</b>	+4,515	+4,582	+13,536	+13,421	-0.01	+115

Please note: To facilitate comparisons over time, all statistics provided here reflect community boundaries as they existed in 2020. For example, if a city annexed part of a township, then both communities' 2010 and 2020 numbers would reflect their 2020 jurisdictional areas. We also corrected published 2020 counts for a small number of communities where the Census Bureau's geographic files were incorrect. For more information, see the materials available at <https://www.metrocouncil.org/census2020>.

### ***Race and Hispanic/Latino origin***

Table 2 describes Lakeville's population by race and Hispanic/Latino origin. BIPOC residents (Black / Indigenous / people of color) are 21.2% of Lakeville's total population, compared with 31.2% for the seven-county Twin Cities region as a whole.

**Table 2: Race and Hispanic/Latino origin, 2010 and 2020**

Group*	2010 Census		2020 Census		Change, 2010 to 2020	
	Number	Percent	Number	Percent	Number	Percentage points
<b>Total population</b>	55,954	100.0%	69,490	100.0%	+13,536	NA
<b>White, non-Latino</b>	48,857	87.3%	54,763	78.8%	+5,906	-8.5
<b>All BIPOC residents (Black / Indigenous / People of color)</b>	7,097	12.7%	14,727	21.2%	+7,630	+8.5
<b>Black or African American, non-Latino</b>	1,386	2.5%	2,978	4.3%	+1,592	+1.8
<b>Asian or Pacific Islander, non-Latino</b>	2,285	4.1%	4,057	5.8%	+1,772	+1.8
<b>Hispanic or Latino</b>	1,955	3.5%	3,966	5.7%	+2,011	+2.2
<b>American Indian or Alaska Native, non-Latino</b>	178	0.3%	204	0.3%	+26	0.0
<b>Other race not listed above, non-Latino</b>	115	0.2%	370	0.5%	+255	+0.3
<b>More than one race, non-Latino</b>	1,178	2.1%	3,152	4.5%	+1,974	+2.4

\* - Group names are those used by the federal government; many people prefer different terminology. See additional notes below.

## Race and Hispanic/Latino origin by age

As many have noted, the population under age 18 highlights how our future population will be increasingly diverse. Table 3 provides the same breakdown by race and Hispanic/Latino origin of Lakeville’s population under age 18 and age 18+.

**Table 3: Race and Hispanic/Latino origin by age**

Group*	Under age 18		Age 18+	
	Number	Percent	Number	Percent
<b>Total population</b>	20,121	100.0%	49,369	100.0%
<b>White, non-Latino</b>	14,190	70.5%	40,573	82.2%
<b>All BIPOC residents (Black / Indigenous / People of color)</b>	5,931	29.5%	8,796	17.8%
<b>Black or African American, non-Latino</b>	1,180	5.9%	1,798	3.6%
<b>Asian or Pacific Islander, non-Latino</b>	1,234	6.1%	2,823	5.7%
<b>Hispanic or Latino</b>	1,645	8.2%	2,321	4.7%
<b>American Indian or Alaska Native, non-Latino</b>	60	0.3%	144	0.3%
<b>Other race not listed above, non-Latino</b>	113	0.6%	257	0.5%
<b>More than one race, non-Latino</b>	1,699	8.4%	1,453	2.9%

\* - Group names are those used by the federal government; many people prefer different terminology. See additional notes below.

### About the data

- The above tables contain the official terms for race groups as defined by the U.S. Office of Management and Budget. We use these for consistency with the data as reported by the Census Bureau while emphasizing the following:
  - Each of the groups has considerable diversity within it. For example, the Black population includes both descendants of enslaved people and recent African immigrants, while the Asian population includes Asian Indian, Chinese, Hmong, and Vietnamese residents along with many other groups. Many people prefer to be called by those more specific cultural community names rather than the federal government’s broad labels. The redistricting dataset does not allow for distinctions among communities within these race groups; please see the Council’s Equity Considerations dataset (<https://metro council.org/Data-and-Maps/Research-and-Data/Place-based-Equity-Research.aspx>) for more information.
  - Many people prefer different language for these broad labels. For example, in place of “Latino,” some use “Latino/a,” “Chicano/a,” or gender-neutral alternatives like “Latinx” or “Latine.” And in place of “American Indian,” some use “Native American” or “Indigenous.”
- Several factors may complicate the comparison of 2010 and 2020 race data; you can find an overview at <https://www.census.gov/newsroom/blogs/random-samplings.html>.
- This data release contains only the numbers needed for redrawing legislative districts. Additional data, like household type and full age breakdowns, will be released later.

For additional information, please see our interactive maps and charts, available at <https://metrotransitm n.shinyapps.io/census-2020>. This application provides data for all cities and townships in 1990, 2000, 2010, and 2020. You can access additional detail on people who identify more than one race and examine trends for areas *within* communities (census tracts and block groups).

We are happy to discuss any additional questions you have; please contact [Research@metc.state.mn.us](mailto:Research@metc.state.mn.us).

# Local Market Update – July 2021

A RESEARCH TOOL PROVIDED BY THE SAINT PAUL AREA ASSOCIATION OF REALTORS®



## Lakeville

**- 22.4%**

Change in  
New Listings

**- 19.4%**

Change in  
Closed Sales

**+ 9.6%**

Change in  
Median Sales Price

	July			Year to Date		
	2020	2021	+ / -	2020	2021	+ / -
New Listings	205	159	-22.4%	1,238	1,189	-4.0%
Closed Sales	201	162	-19.4%	789	960	+ 21.7%
Median Sales Price*	\$405,000	<b>\$444,013</b>	+ 9.6%	\$393,000	<b>\$435,095</b>	+ 10.7%
Average Sales Price*	\$417,230	<b>\$462,793</b>	+ 10.9%	\$408,509	<b>\$451,157</b>	+ 10.4%
Price Per Square Foot*	\$156	<b>\$176</b>	+ 12.9%	\$156	<b>\$175</b>	+ 11.8%
Percent of Original List Price Received*	100.0%	<b>103.5%</b>	+ 3.5%	99.2%	<b>102.9%</b>	+ 3.7%
Days on Market Until Sale	47	<b>15</b>	-68.1%	49	<b>26</b>	-46.9%
Inventory of Homes for Sale	253	<b>142</b>	-43.9%	--	--	--
Months Supply of Inventory	2.0	<b>0.9</b>	-55.0%	--	--	--

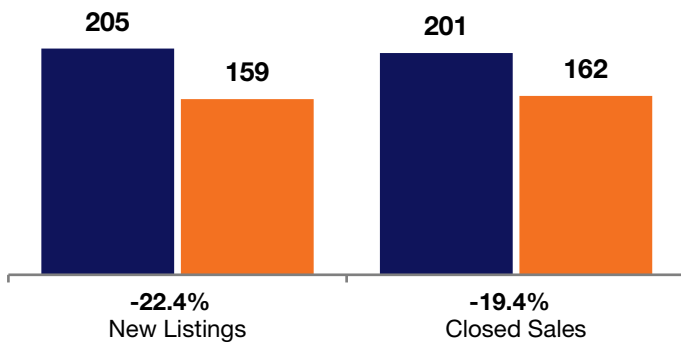
\* Does not account for seller concessions. | Activity for one month can sometimes look extreme due to small sample size.

### July

■ 2020 ■ 2021

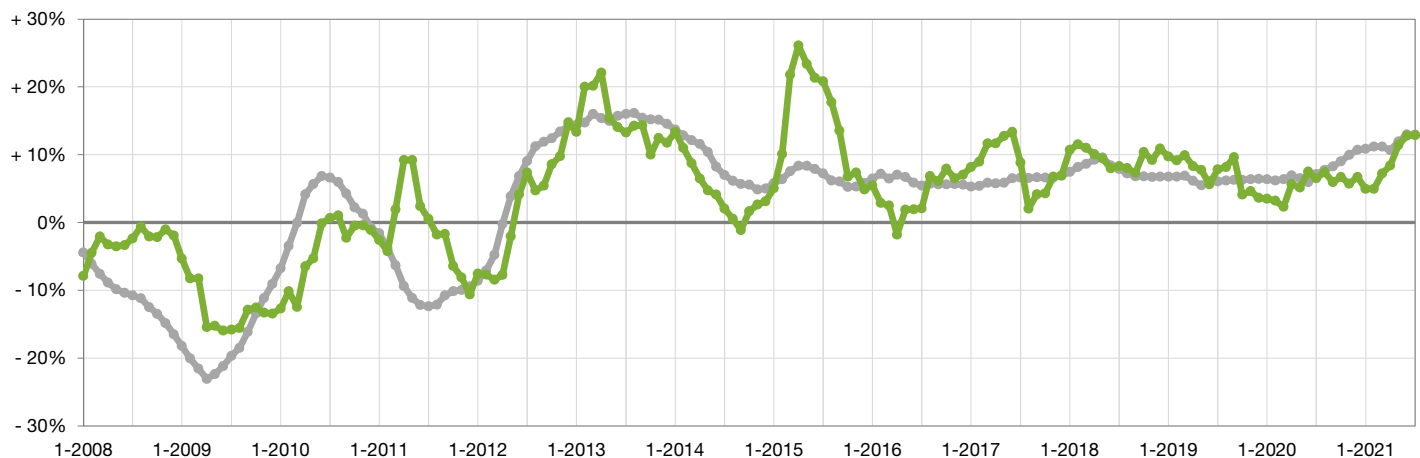
### Year to Date

■ 2020 ■ 2021



### Change in Median Sales Price from Prior Year (6-Month Average)\*\*

16-County Twin Cities Region —  
Lakeville —



\*\* Each dot represents the change in median sales price from the prior year using a 6-month weighted average. This means that each of the 6 months used in a dot are proportioned according to their share of sales during that period.